

Overview

Image not found or type unknown





Image not found or type unknown



There are three ways to add employees in TankhaPay:

1. **Add Individual Employees** - Create employee profiles one by one by filling in the required details directly on the platform.
2. **App Link Sent** - While adding an individual employee, you can choose to send them an app link. The employee receives this link via SMS, which allows them to download the TankhaPay app and enter their own details.
3. **Add Employees in Bulk** - Upload multiple employee records at once using a spreadsheet template, helping speed up the onboarding process.


Under the Employees dropdown menu, you'll find multiple options for adding employees and managing salaries in bulk. These include:

- Add Employee
- Bulk Employee

Bulk Salary

Bulk Custom Salary

Image not found or type unknown



Revision #6

Created 15 July 2025 12:09:35

Updated 20 March 2026 08:39:20